

Read to Succeed Requirements

- 20 minutes of daily reading Monday-Friday (monitored with Learning Coach) logged in Biblionasium
 - Books need to be on student's DRA level (see email from Mrs. Coker with their level)
 - You can find books in Epic, Big Universe, Achieve 3000, or local library
- 30 minutes daily Monday-Friday in Smarty Ants
- Attend all Class Connect sessions and complete OLS work daily.



CYBER ACADEMY OF
SOUTH CAROLINA

How to Login to Smarty Ants

1. Go to www.play.smartyants.com



SmartyAnts[®]

LOGIN
to access account

Username or E-mail
mrscoker

Password

save password

Enter

Username:

mrscoker

Password:

Firstnamelast3digitsofID

(Everyone will use the username mrscoker)

- The first time you login you will complete a Back to School test. Please complete this on your own.
- **You are expected to work in Smarty Ants for 30 minutes each weekday (Monday-Friday).**

Biblionasium Virtual Reading Log

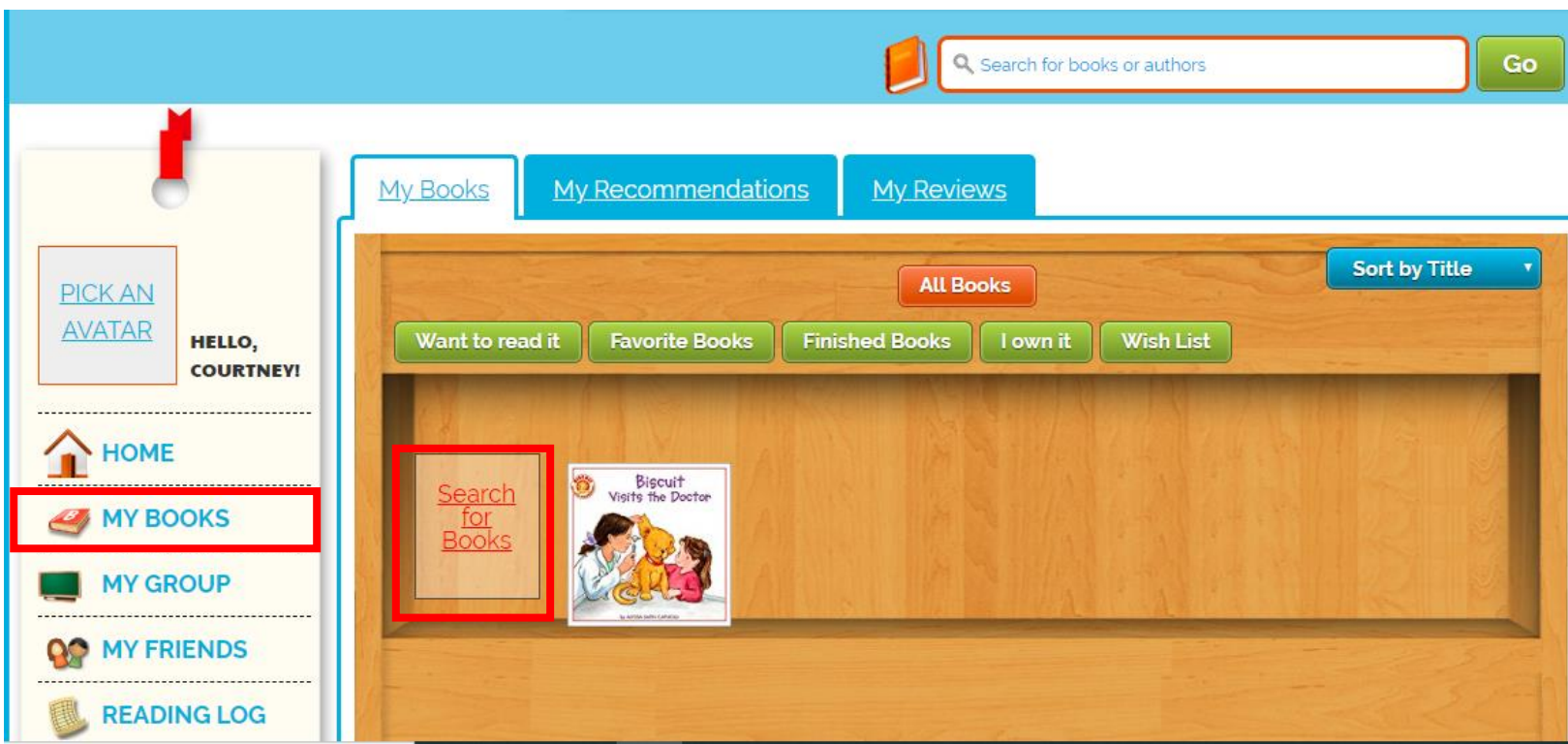
1. Go to <https://www.biblionasium.com/>



2. Username: studentID

Password: firstnamelast3digitsofID

3. Click "My Books" on the left menu. Then choose search for books & type in what you are reading.



Bibliondsium Virtual Reading Log

3. Click “My Books” on the left menu. Then choose search for books & type in what you are reading.

HELLO, COURTNEY!

PICK AN AVATAR

HOME

MY BOOKS

MY GROUP

MY FRIENDS

READING LOG

My Books My Recommendations My Reviews

All Books Sort by Title

Want to read it Favorite Books Finished Books I own it Wish List

Search for Books

Biscuit Visits the Doctor

HELLO, COURTNEY!

PICK AN AVATAR

HOME

MY BOOKS

MY GROUP

MY FRIENDS

Biscuit Visits the Doctor

Biscuit Visits the Doctor
by Alyssa Satin Capucilli
ISBN:

EDIT SHELF ADD TO WISH LIST REMOVE Back to Bookshelf

Book Info Review it Recommend it Log it

Summary:
Going to the doctor can be scary. Read along with Biscuit to find out that a visit to the doctor is another opportunity for fun and learning! How much has Biscuit grown? Let's find out! Join Biscuit and the little girl when they visit Dr. Green's office for a checkup, and meet new friends, too! Woof!

Bibliothek Virtual Reading Log

3. Type in the number of pages you read and the number of minutes you read for that day. Then click the green "Save" button.

MY READING LOG View Print Email

Date	Reading Material	Pg	Time	Lexile	Comments	Edit	Delete
01/12/2020	Biscuit Visits the Doctor						
	Select Other Reading Material						

Comments - Things to write about. Things to think about

Any interesting event happen?
Did you meet any interesting characters?

I finished this book

Save Cancel

- You are expected to read and log 20 minutes each weekday (Monday-Friday).

Epic Virtual Library

1. Go to <https://www.getepic.com/students>
2. Enter our class code: krz4151
3. Find your name from our class list.

To Search by DRA Level

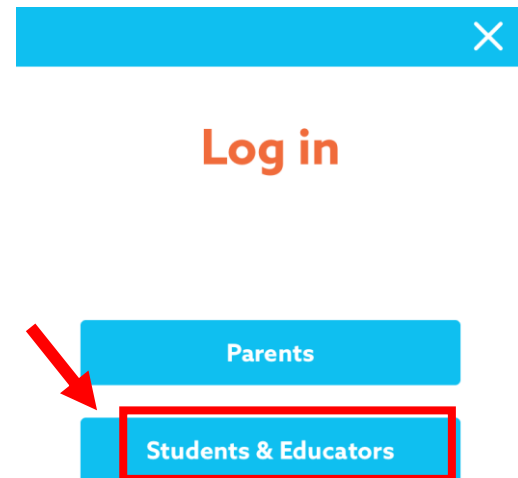
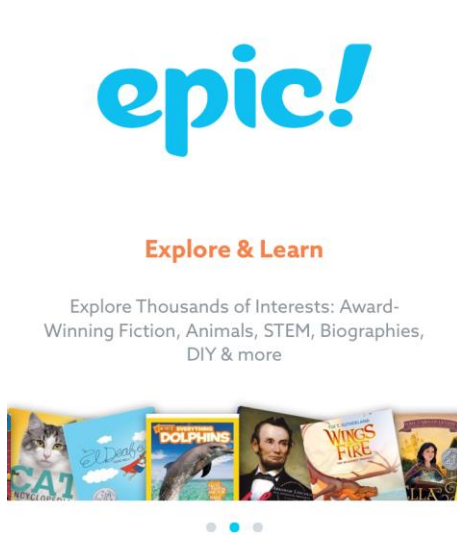
1. To search by DRA level, click on DRA icon.
2. On the dropdown menu, search for your level range.

The screenshot displays the Epic! For Educators website interface. At the top, there is a search bar with the text "Search by Author, Title or Keyword" and navigation icons for "Explore", "My Library", "Mailbox", and "Guest G.". Below the search bar, there are several featured book covers: "Madeline Finn and the Library Dog", "DREAMSCAPE", "Secret Pizza Party", and "Guess Who?". A red box highlights the "DRA" filter icon in the navigation bar. Below the navigation bar, there is a section titled "Explore By Reading Level:" with a dropdown menu set to "DRA 8 - 14". The dropdown menu is open, showing the following options: "DRA", "A1 - 6", "8 - 14" (which is selected), "16 - 24", and "28 - 34". Below the dropdown menu, there are several book covers including "THE SAD SAD MONSTER", "WHITE HOUSE", "LIGHTNING", "MOUNT RUSHMORE", and "Penguins".

- Epic is only available during “school day” hours: Monday-Friday, 6 am – 4pm.

Epic Virtual Library App Directions

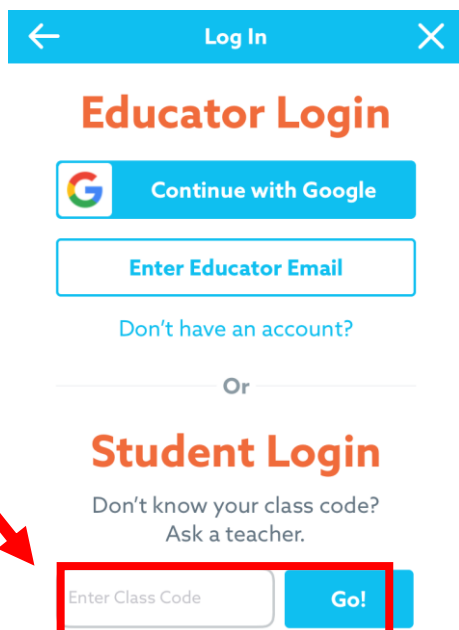
1. In the app store, search for “Epic-Kids Books”



2. Click on
“Have an
account?
Sign in”

[Don't have an account?](#)

3. Click on
“Students &
Educators”



4. Enter our class code: krz4151